


State Assessment Exemption Parent Guide

Accessing State Assessment Application

Step 1: Launch an Internet Browser. Go to URL address: <https://my.cherrycreekschools.org>

Step 2: Enter your Parent Account email address and password.


RapidIdentity



Login [Need Account Assistance?](#)

Go >

Screens may look different depending on your browser



mycherrycreek

Log In

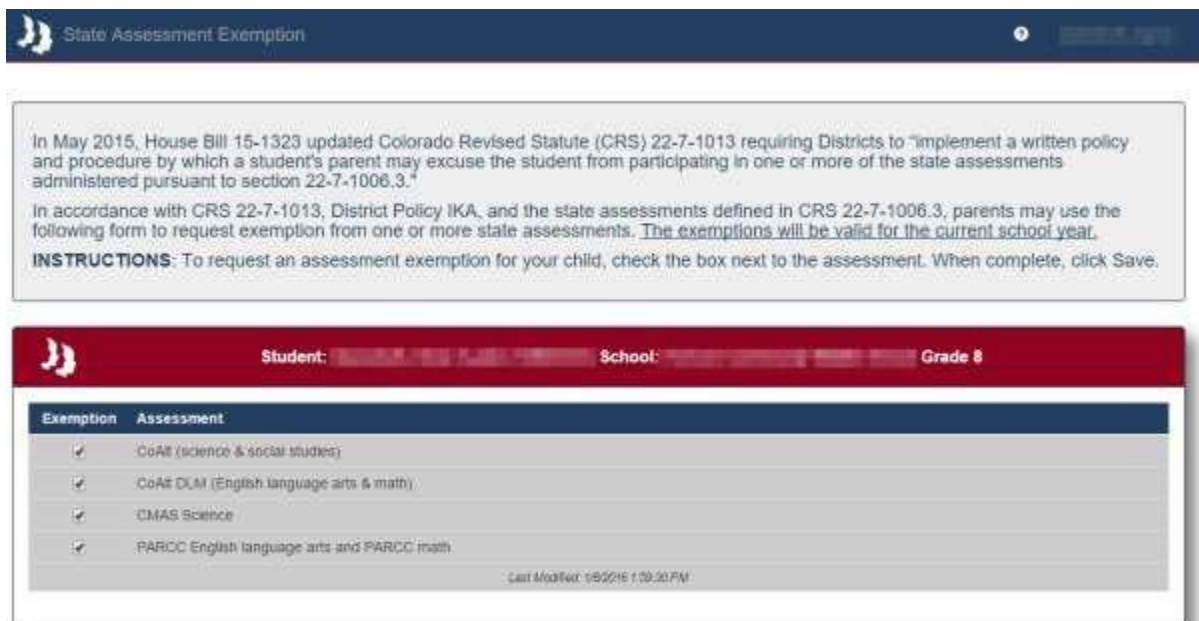
Forgot Password?

Create Parent Account

Step 3: Click on the State Assessment Exemption tile.



Step 4: To request an assessment exemption for your child, check the box next the assessment. When complete, click Save.



State Assessment Exemption

In May 2015, House Bill 15-1323 updated Colorado Revised Statute (CRS) 22-7-1013 requiring Districts to "implement a written policy and procedure by which a student's parent may excuse the student from participating in one or more of the state assessments administered pursuant to section 22-7-1006.3."

In accordance with CRS 22-7-1013, District Policy IKA, and the state assessments defined in CRS 22-7-1006.3, parents may use the following form to request exemption from one or more state assessments. The exemptions will be valid for the current school year.

INSTRUCTIONS: To request an assessment exemption for your child, check the box next to the assessment. When complete, click Save.

Student: [Name] School: [School] Grade 8

Exemption	Assessment
<input checked="" type="checkbox"/>	CoAlt (science & social studies)
<input checked="" type="checkbox"/>	CoAlt DLM (English language arts & math)
<input checked="" type="checkbox"/>	CMAS Science
<input checked="" type="checkbox"/>	PARCC English language arts and PARCC math

Last Modified: 1/5/2016 1:09:30 PM

Please Note: Household 2 will have read-only access to the assessment exemption information.