


Parent Portal Instructions (New Portal)


Welcome to the myCherryCreek portal, please go to <https://my.cherrycreekschools.org>. It will bring you to the login page. The following steps outlined below will help you navigate the portal:

- Login Page

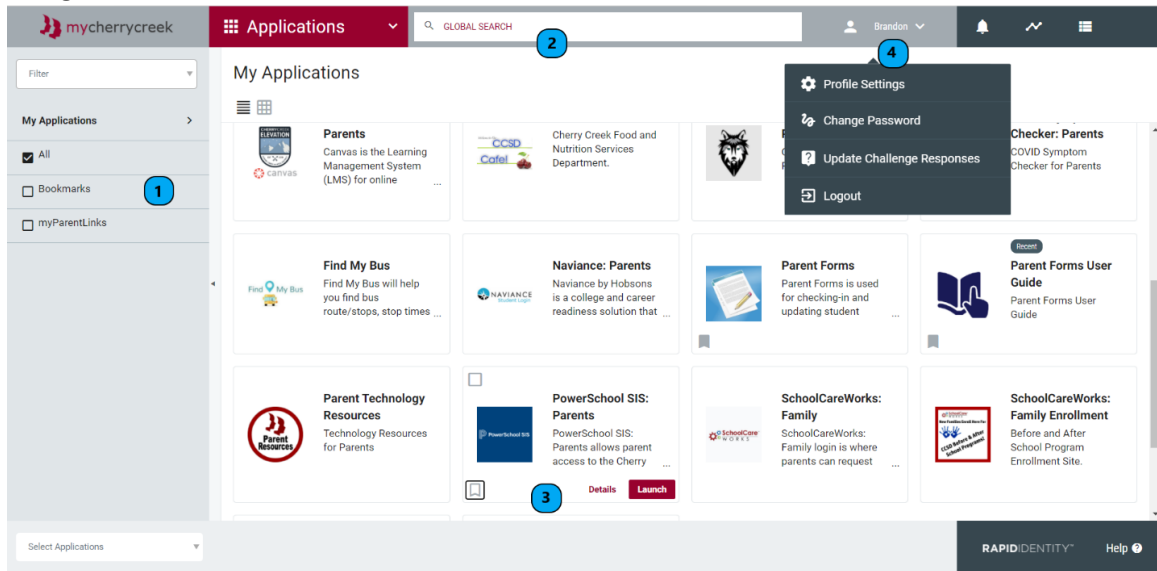


1. Enter your myCherryCreek username
2. If you need account assistance (password reset or creating a new parent account), please select the “Need Account Assistance” link

- Password Page - Please enter your password and select “Go”



- Using the Parent Portal



- My Applications Area**

- All: Shows all available applications
- Bookmarks: Shows all bookmarked applications
 - These include application bookmarked by CCSD as well as the individual user
- myParentLinks: Shows all applications available to parents

- Global Search**

- Allows you to search for applications by name or keywords within the description

- Application Tile** - There are multiple options/buttons you can select on a tile

- Launch Button – Launches the application in a new window
 - Some applications may require an additional browser plugin for the best sign-on experience. Below is an example of what you might see. You can click the link and follow the instructions to install the plugin or continue onto the site without it. You will just need to sign in again.

A browser plugin is recommended for the best sign-on experience to this Application

Please note this plugin will not work on mobile devices. You may download the plugin for your computer browser [here](#)

Bypass plugin and go directly to: [PowerSchool SIS: Parents](#)

- Details Button – Opens a side bar to show more details about an application. Can also be launched from this side bar
- Bookmark Button - When selected, it will save that application as a bookmark for future sessions, and it will show as a gray fill. You can also de-select that button again to turn off the bookmark. The icon below is an example of the bookmark icon:



- My Profile Area** – Click on your name to see the profile menu

- Profile Settings – Basic information about your account
- Change Password – Select this option if you want to change your password
- Update Challenge Responses – Not used for parents
- Logout – Used to log out of your current portal session