

OHS JUNIOR PREPARATION SEMINAR

CLASS OF 2022



Presenting to you the **EASIEST**
ways to start planning for life after OHS

ALRIGHT JUNIORS, WHAT ARE WE THINKING FOR LIFE AFTER OHS AND WHY?

- ▶ Academic Degrees- College or University?
- ▶ Industry Certificates- Vocational or Technical School?
- ▶ Service- Military or Missions?
- ▶ Travel or Community Service- A “Gap” Year?
- ▶ Apprenticeship, Internships, Work?
- ▶ Living With Your Parents?!

HAVE YOU DONE ANY CAREER OR INTEREST SEARCHES YET?



Yes: Then the above question is close to being answered-

Good job!



No: Then let's start- now is the time!

Access any materials you need or missed on the Counseling Website!

FIRST, MAKE SURE YOU KNOW WHAT YOUR JOB IS (PG. 1 ON THE PACKET)

Remember the 3 biggest ideas you need to plan for as a Junior are:

#1- Get your G.P.A. as high as it can go! Take care of “unfinished business” on your transcript a.s.a.p!

#2- Understand your dreams: ****Lets take a closer look!****

#3- Refine your skills by using your tools:

- [Start preparing now for the ACT & SAT](#)- Check the “OHS Like a B.O.S.S. link for free resources
- Check Powerschool at least once a week to monitor your standing & progress
- Check Schoology to access your courses
- [Check Naviance to explore Colleges, look ahead for scholarships and find career interests](#)

YOU SHOULD BE AN EXPERT BY NOW IN #1 and #3

SECOND, PAY CLOSE ATTENTION TO

“#2- UNDERSTAND YOUR DREAMS”

THIS IS WHAT THE JUNIOR PACKET IS ALL ABOUT

- Do the research & start finding your Colleges and programs that you want to apply to! The more you do now, the less you will have to do next year
- From the work you did Sophomore year, remember to start with the end in mind- what type of career/subject of studying is interesting to you & which schools offer those courses and degrees

**WHERE ARE YOU
APPLYING TO AND
WHY?**



REMEMBER, CAREER TRAINING & COLLEGE OPTIONS WORK TOGETHER

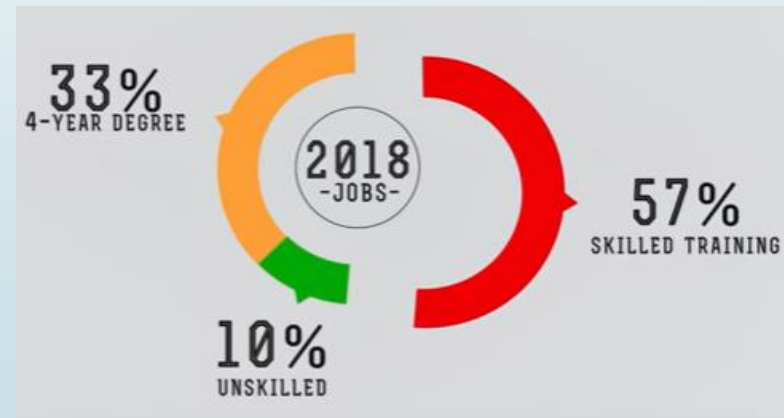
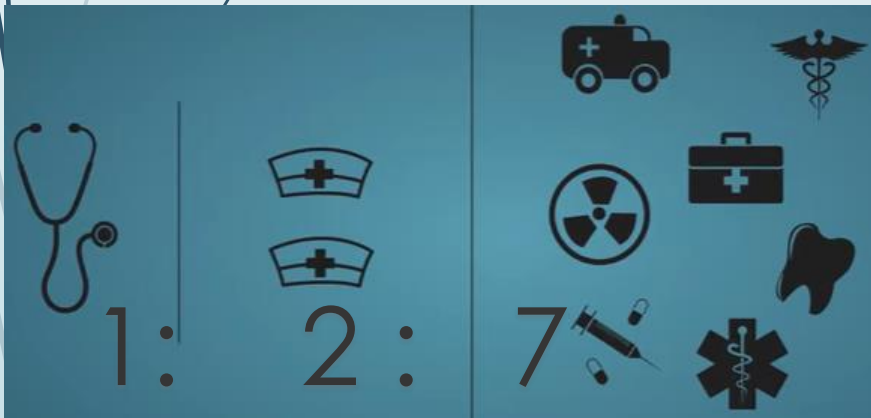
Acquiring:
-Knowledge
-Skills
-Abilities



Being
Well
Educated



Success &
Advantage
in our
upcoming
Economy



THERE IS LOTS TO CONSIDER WHEN IT COMES TO YOUR GOALS

- Work Experience
 - Some employers will pay for education, trainings and certificates as you go forward if needed (some won't)
 - Some jobs you will max out in, without furthering education, despite years of experience or knowledge
- Trade Experience (Most are trade or certificate need based and wont have accredited programs that can transfer to other institutions)
 - Can offer certificates needed for industry jobs
 - Can be helpful in placing for work experiences
 - Some are "for-profit" (as are some colleges and universities)- know what this means
- Community Colleges (2 year associate's degree, trade and certificate diploma programs)
 - 70% of CC's have Skilled Labor Job certificates and degrees- offering applied technical skills and industry driven credentials
 - Specific preparation for careers and colleges
 - Academic base for degrees, most credits will transfer, but only a certain amount of credit will be granted
 - Work in the field faster, and have to the choice to further education
 - Smaller environment, less fees
- Universities- (Most offer 4 year baccalaureate degrees, many have Master's degrees and Doctoral programs)
 - Academic based
 - First year has space for explorations with plenty of room to go and "colleges" with in the college offering a lot of variety
 - Provides other opportunities- study abroad, internship placement in careers, etc.
 - Immersive experience

Education for All!

UNDERSTANDING YOUR OPTIONS, KEEP SUPPORTING YOUR GOALS

#2-Understanding your dreams continued:

- Know your transcript & credit standing
- “ACE” Junior year to make it count:
 - “A”cademics- Do your best academically by attending & achieving in challenging courses
 - “C”ommunity- Participate in meaningful activities that highlight who you are as a person
 - “E”xtra-Cirricular's- Build your resume & be/get involved to show your interests
- Set real world goals- know what budgets look like, start investigating financial aid & know what pieces of the Junior year timeline you need help on, or have questions about

THIRD, USE THE JUNIOR YEAR TIMELINE TO PLAN (PG. 2-3)

Again, what this year is REALLY all about is finding what Colleges and programs you want to apply to and making sure to keep your "doors open"

The BIGGEST pieces of the timeline:

○ November- December:

- Attend this seminar and get your **"Blue Junior Preparation Packet"** and get to work!
- Ensure you have participated or will be in your "Extra Curricular" involvement and "Community Service".
- By WINTER BREAK, have at least 3 schools you are **considering** applying to
- Make sure you are working on some SAT & ACT Prep Courses

○ January-February:

- Ensure your "Academics" and finish first semester strong. Get registered for the right classes for Senior year!
- Attend with your family our **Junior College Planning night** in February
- Finish Method Test Prep and take the ACT

○ March:

- Continue your research and branch out into looking ahead toward visits, scholarships and so on.
- Make sure you have done your **Individual Credit Check** with your counselor (we will initiate it with you!)

○ April:

- Finish Method Test Prep and take the SAT
- Get in college fairs, update your resume, start thinking of ideas for any essays

○ May:

- Finish second semester strong
- Start working on your essays
- By SUMMER BREAK, have at least 6 choices you have **narrowed** your search down to!

FOURTH, COMPLETE ALL YOUR "TASKS" TO PREPARE

Anything highlighted in your packets is a **TASK** you should be completing
Your tasks are **highlighted** in the timeline so you know what to do by when!

- Make sure you do some Career and Interest Surveys
- Review the Junior College Planning Worksheet you received on College Readiness day(10/29/20) and take the **PSAT/NMQST**
- Start your free Test Prep options
- Attend today's seminar and get your **Blue Junior Preparation Packet**
- Look into volunteer and extra-curricular opportunities

 **Start searching for schools**

- Register for the correct classes for Senior year
- Take the **ACT**
- Attend **Family College Planning Night (t.b.a Feb 2021)**
- Come down when you get your counseling pass for your official **Junior Credit Check**
- Take the **SAT**
- Do well on your finals- You need a **STRONG** junior year!
- Update your **Resume** and start your **Essay**
- Attend a College Fair this year

If you are planning on being a Student Athlete at a Division 1 or Division 2 school to register with the **NCAA**. Go to www.ncaaclearinghouse.net or www.ncaa.org.

Come see your counselor and we will help you do the worksheet

Junior Preparation!

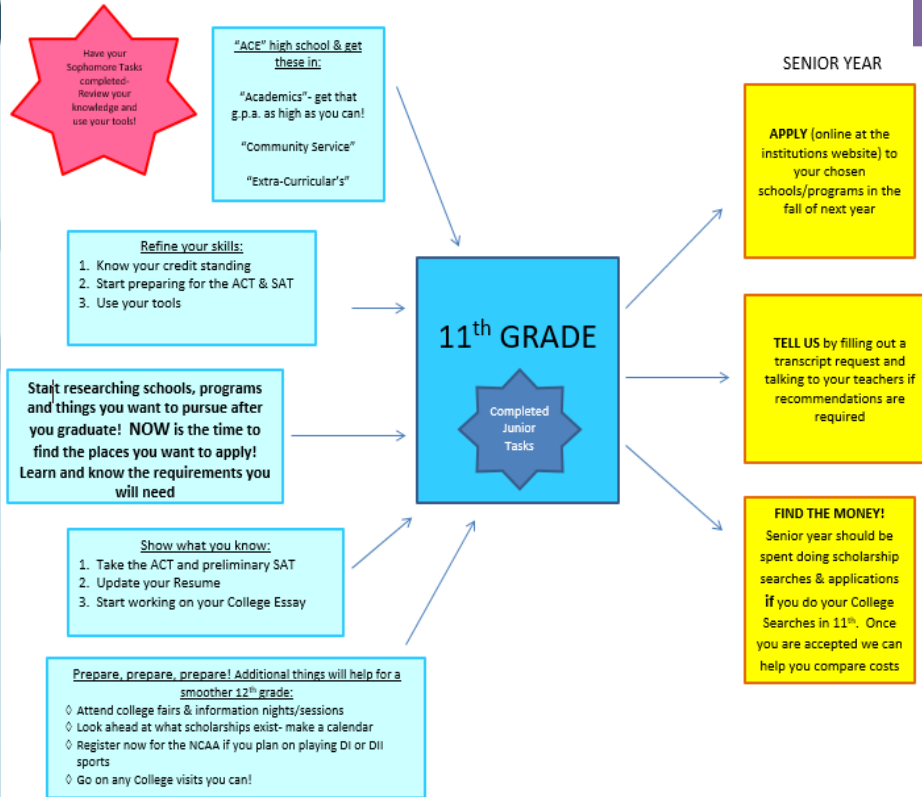
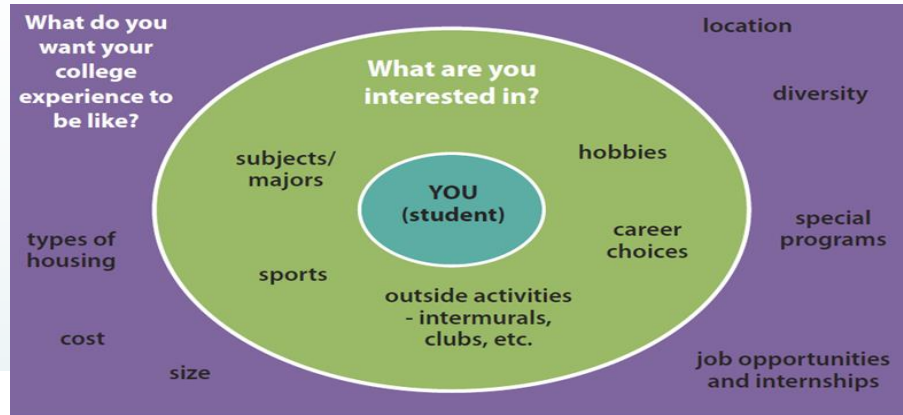


Your Job As A Junior Is:

- #1- Get your G.P.A. as high as it can go! Take care of "unfinished business" on your transcript *a.s.a.p!* There are only 2 more semesters left before your data will be reviewed when you apply next fall!
- #2- Understand your dreams:
 - o Do the research & start finding your Colleges and programs that you want to apply to! The more you do now, the less you will have to do next year
 - o From the week you did Sophomore year, remember to start with the end in mind- what type of career/subject of studying is interesting to you & which schools offer those courses and degrees
 - o Know your transcript & credit standing
 - o "ACE" Junior year to make it count:
 - o "A"cademics- Do your best academically by attending & achieving in challenging courses
 - o "C"ommunity- Participate in meaningful activities that highlight who you are as a person
 - o "E"tra-Curricular's- Build your resume & be get involved to show your interests
 - o Set real world goals- know what budgets look like, start investigating financial aid & know what pieces of the Junior year timeline you need help on, or have questions about.
- #3- Refine your skills by using your tools:
 - o Start preparing now for the ACT & SAT- check out the "OHS like a B.O.S.S. link for free resources
 - o Check Powerschool at least once a week to monitor your standing & progress
 - o Check Schoology to access your courses
 - o Check Naviance to explore Colleges, look ahead for scholarships and find career interests

OKAY, NOW FOR THE VISUAL LEARNERS (PG. 4)

Need a roadmap of what this whole process looks like?
This is what goes into
Junior Preparation
to equal
Senior Culmination



What ideas go into a College Search?

OTHER CONSIDERATIONS IN YOUR SEARCH:

- You could go to an out of state school and pay in-state tuition- check out the WUE program
- You could attend a Historically Black College or University
- Look for scholarships that will give you money based on your academic interests & what you want to study
- Don't forget schools have financial aid calculators on their sites to help estimate costs
- Once you are accepted you will receive an "award" letter detailing costs & offering further aid. Don't let cost be your only factor in searching, you'd be surprised at how that can change

NOW ON TO THE FINER POINTS OF ADMISSIONS...

What do Admissions Scores look like at Colorado Schools and what does this mean? (pg. 5)



GPA and Test Score Ranges of Admitted First-Time Freshmen - Fall 2019 Data

Colorado Public Four-Year Colleges and Universities

The data below reflect the middle 50% ranges of students admitted at each institution - 25% had above and 25% had below these ranges. These are NOT requirements, but a guide to each institution's standards.

Both ACT & SAT are accepted by Colorado public institutions. Please refer to the online College Admission Guidelines tool for more information on admission criteria: coadmissionstool.org

Institution	High School GPA	ACT [~]	SAT ^{~*}
	Mid-50% GPA range of admitted students (4.0 scale - includes weighted GPAs)	Mid-50% ACT range of admitted students (composite scores)	Taken March 2016 & After Mid-50% SAT range of admitted students (Evidenced Based Reading & Writing + Math)
Adams State University	2.90 - 3.70	17 - 22	910 - 1090
Colorado Mesa University	3.24 - 3.92	20 - 26	1010 - 1200
Colorado School of Mines	3.75 - 4.00**	29 - 33	1330 - 1470
Colorado State University Fort Collins	3.42 - 4.00	23 - 30	1100 - 1300
Colorado State University Global	2.50 - 3.05	21 - 22	990 - 1140
Colorado State University Pueblo	2.96 - 3.86	18 - 24	940 - 1130
Fort Lewis College	3.05 - 3.81	18 - 24	1010 - 1208
Metropolitan State University of Denver	2.82 - 3.64	17 - 23	900 - 1110
University of Colorado Boulder	3.52 - 4.00	26 - 32	1180 - 1380
University of Colorado Colorado Springs	3.16 - 3.90	21 - 26	1010 - 1210
University of Colorado Denver	3.27 - 3.99	21 - 28	1020 - 1240
University of Northern Colorado	3.13 - 3.90	20 - 26	990 - 1200
Western Colorado University	3.11 - 3.90	20 - 27	1020 - 1200

[~] The high school graduating class of 2021 has the option to submit or not submit their ACT/SAT scores for admission due to test cancellations in 2020. Visit here for more information: <https://highered.colorado.gov/college-admission-use-of-national-test-scores>

* SAT totals = Evidenced Based Reading & Writing + Math subscores. It does NOT include the Essay or Written Component score. ** Colorado School of Mines uses unweighted GPAs only in making admission decisions. Colorado Community Colleges are open admission and do not have admission standard requirements.

For additional information including transfer admissions, please visit: <https://highered.colorado.gov/students/preparing-for-college/admissions-eligibility>

Will I have to do an Essay? (pg. 6)

- It depends, if an application says "optional", it means DO IT!
- At the very least, it is highly recommended that you have your Resume in order. This will help with filling out the applications for schools, jobs and scholarships, but also help serve as a guide for a number of essays and short responses that could be asked.
- Look ahead for possible essay topics. Many popular choices include: "Tell us about yourself", "Tell us about an obstacle you have overcome", or "Tell us about a time when diversity played into your life"

OKAY, IF I DO ALL OF THIS NOW, WHAT WILL SENIOR YEAR START OFF LIKE? (HINT...IT WILL BE A LOT EASIER!)

Apply online if possible

- Check the "College Planning Calendar" in your Senior Packet frequently, and attend your Senior Planning Day, Senior College Night, and any College Fairs you can. Know the deadlines.
- Use Naviance to narrow down your college search to 3 colleges.
- Add the colleges to your list.
- Visit the college website.
- Follow the steps to applying as a "freshman," "undergraduate," or "prospective student."
- Make sure to read all directions on the application.
- Neatness counts.
- Double check to see if there are any portions your teachers/counselors must complete. If so, ask them nicely.

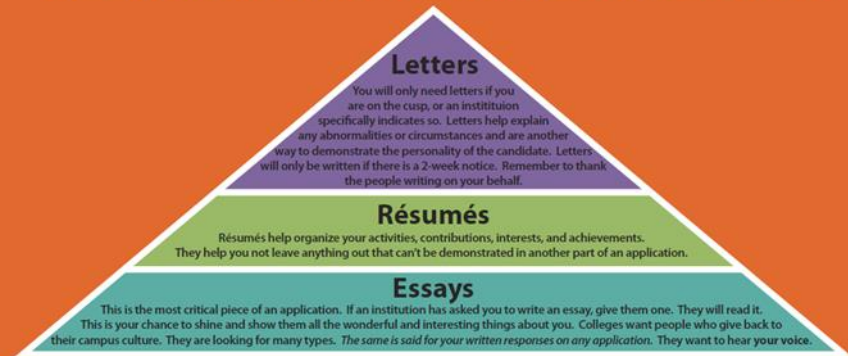
Tell us

- Transcript Request Form**
- Everytime you apply to a college or for a scholarship, you MUST fill out a blue transcript request form. They are located next to Mr. F's desk in Post Grad.
 - These forms will send out your test scores, transcripts, class rank, and GPA.
 - You must allow for two weeks for processing.
 - You must double check to see if your school requests 7th semester transcripts. If so, you will have to request after semester.
- Letters and Essays**
- (Optional) Some colleges require teacher/counselor recommendations and a personal essay. You will upload your personal essay directly to your application online as required. Teachers and counselors will upload their letters directly to Naviance.
 - (Optional) Some colleges require a secondary school report or counselor recommendation form. Your counselor will fill this out on Naviance. We will send this with your transcript, test scores, and any letters of recommendation requested. Please ask your counselors if this is necessary.
 - Any transcript fees you are paying by a check or money order will be sent, if provided.

Find the money

- Attend the information nights, especially the financial aid planning night with your parents.
- Create an account at www.fafsa.ed.gov.
- Complete the FAFSA forecaster to get an estimate of what federal aid you could be calculating.
- Complete the actual FAFSA starting in January, but before March.
- Check weekly for scholarships and grants.
- Check in your Senior Packet for more scholarship search engines other than Naviance.
- Complete the requirements of each scholarship, and make sure to follow it up with a transcript request form.

HOW AM I GOING TO SHOW MY SKILLS ON A PIECE OF PAPER?



You are more than an ACT score, a transcript, and a GPA. It's your job to show it!

APPLY

APPLY ONLINE IF POSSIBLE. APPLYING IS EASY. IT IS FILLING OUT YOUR NAME, ADDRESS, AND SO ON. IT IS THE WRITTEN PORTIONS THAT ARE THE HEART OF YOUR ESSAY.

Use your **résumé** to ensure you are including all facets on your applications. Upload on Naviance and submit your **essay** if required. If it says "optional," do it!

TELL US

ONCE YOU HAVE APPLIED TO A SCHOOL, SCHOLARSHIP OR PROGRAM, COME TO THE POST GRAD CENTER AND FILL OUT A BLUE "TRANSCRIPT REQUEST FORM." WE WILL SEND OUT YOUR TEST SCORES, LETTERS, AND ANY OTHER SCHOOL-BASED MATERIAL FOR WHICH WE ARE RESPONSIBLE.

If you need a recommendation, give a typed copy of your **résumé** to your teacher/counselor. Make sure you are allowing 2 weeks before any deadline. Your teacher/counselor will upload your **letter** to Naviance, and it will be submitted after you have completed your blue transcript form.

FIND \$

FINDING SCHOLARSHIPS AND FUNDING IS AN ONGOING PROCESS. MOST SCHOLARSHIPS WANT TO HEAR MORE ABOUT YOU. Use your **résumé** and **essay** to help you respond to the specific answers a scholarship is asking from you.