



Senior College Information Night

2023-2024



OHS Counseling & Post Grad Team



Dr. Childress | Last names A-Bn



Ms. Fritz | Last Names Bo-D



Ms. Clark | Last Names E-Ham



Ms. Houck | Last Names Han-Ln



Dr. Dobrow | Last names Lo-Mon



Ms. Berve | Last Names Moo-Ph



Ms. Pineda | Last Names Pi-Sm



Ms. Szenderski | Last Names Sn-Z



Ms. Hagen | GT Students



Mr. Sewell
Post Grad Specialist



Agenda

- **Senior Year: Packet & Materials**
- **College Search/Selection**
- **Senior Timeline**
- **College Application Process**
- **Where Student Voice Fits In**
- **OHS Financial Aid/Scholarship Overview**
- **NCAA**
- **What comes Next**
- **Guest Speaker- Financial Aid Presentation**

Senior Packet

SENIOR PACKET!

SENIOR TIMELINE

SEPTEMBER

- Tune in to the Senior College Info Night (*virtually*) on Sept. 17th at 6 pm to get some important information regarding postgrad/college planning
- Complete your Senior credit check with your counselor
- Begin using [Naviance](#) to sign up to attend *virtual* college rep visits to hear detailed information about schools you're interested in
- Attend college fairs (*virtually*)
 - Christian College Fair of Colorado from Sept. 21-24
 - College Fairs of Denver from Sept. 28-29
 - NACAC National College Fair on Sept. 30

OCTOBER

- Know your college admissions requirements and application deadlines
- **Begin the application process**
 - Use the 'Basic Application Steps' sheet in this packet
 - Ask your counselor or post-grad if you need help
 - Create an email account to use for applications and make sure it's appropriate!
 - If you use the common app, check to see whether each separate school has extra supporting documents you need to submit
- Continue working on your college essay and keep your resume updated
- Take the SAT on Oct. 27th at OHS
- Check the [Naviance](#) scholarship list every week and apply to the ones you qualify for
- **Prepare to apply for FAFSA (opens Oct. 1st)**
 - **Get your FSA ID** on the FAFSA website-you will need it to apply starting Oct. 1st
 - **Complete the FAFSA forecaster** to find out what your EFC (estimated family contribution) may be for college
 - This is based off of your parents' previous tax information from last year
 - Please visit www.fafsa.ed.gov

Contents include:

- Senior Timeline
- Frequently Asked Questions
- OHS Student Athletes
- Additional Websites & Resources
- Vocabulary References

[Click here for the Senior Packet Video shown in Advisory 9/20/23](#)



Senior Timeline – Fall Semester

SAVE THE DATES

- Finish your college search
- Re-take the ACT/SAT if needed
- Attend all Senior Planning Events
- Start Applications
- Start Scholarship searches
- Complete the Transcript Request form(s)
- Attend rep visits and College Fairs
- Complete the COF ([click here for website](#))
- Find Scholarship Opportunities

Colorado Free App Day (Oct. 17-19)

This is during Fall Break

[Click here for instructions](#)

FAFSA Workshops

TBD December/January



Finding the Right Fit

•Cost

- Will I be able to afford this option?

•Major

- Do they have the major I am interested in?

•Size

- How many students will I have in class with me?
- Is the campus a small knit community or a larger environment?

•Location

- What is the surrounding area like?
- How far do I want to be from home?

•Admissions Criteria

- Will I be accepted?
- If I am accepted, do I qualify for any scholarships?

•School Personality

- What is the strength of the school spirit?
- What kinds of activities, clubs and sports are offered?
- What is the diversity like on campus?

•Resources Available

- How does the institution help students find a job after graduation?
- What happens if I need tutoring services?



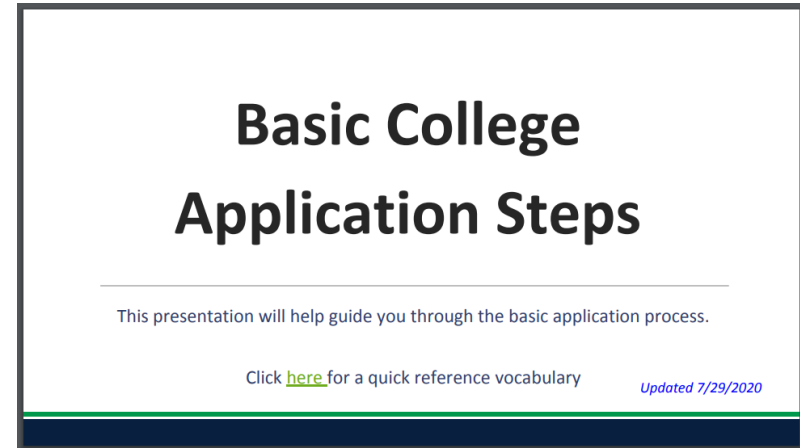
Admissions Requirements

- GPA
- Test Scores (Many are Test-Optional)
- “ACE”ing High School
 - Academics – Performance and rigor of courses completed
 - Community Service
 - Extracurricular Activities/Leadership Contributions
- College (Admissions) Essay
- Letters of Recommendation – if needed



The Application Process

- Apply Online ([Click here for a video of Dr. Dobrow navigating a college admission site](#))
- Transcripts
- Additional Application Parts
 - Letters of Rec
 - College Essay/Personal Statement
- Know your deadlines
- Paying for College



Apply Online

- Once you have researched colleges, you will apply to those institutions online by either:
 - Submitting an application through the college website
 - Using [The Common Application](#) (if used by that college)
 - Using [The Coalition for College](#) (if used by that college)
- Make sure to read all directions carefully on every application
- Apply as a “Freshman”, “Undergraduate”, “New Student”, or “Prospective Student”
- Double check to see if there are any portions of the application that must be completed by a teacher or counselor (for example, if you need a letter of recommendation).



Transcripts

- Every time you apply to a College/University you must fill out a **BLUE** transcript request form.
These are located in the Post Grad office located in the IST on the 2nd floor, across from Mr. Sewell's desk.
- The first two transcripts are free! *After that, students are charged \$5 per transcript!*
- Transcripts are sent to the colleges you are applying to and will include your:
 - Grades (starting with 9th grade)
 - Class Rank
 - GPA
- Transcripts will *not* include test scores- you must send these on your own by logging into your [ACT](#) and/or [College Board](#) account.
- Know your deadlines! *You must allow TWO weeks for processing.*



Additional Application Parts

- **Letters of Recommendation**

- Some colleges require students provide 1 or 2 letters of recommendations, usually from teachers
- Make sure you ask a teacher from at least 11th grade who knows you well
- Providing the teacher a resume★ or brag sheet★ is helpful
- *Ask for a letter no less than 2 weeks from the deadline- more if possible!*
- Say thank you to the teacher/recommender *verbally and written*

- **College Essay/Personal Statement**

- Follow instructions carefully
- Double check your spelling/grammar
- Ask an adult to look over it before submitting



Know Your Application Deadlines

Early Action (EA) An option to submit your applications before the regular deadlines.

When you apply early action, you get admission decisions from colleges earlier than usual. Early action plans are not binding, which means that you do not have to enroll in a college if you are accepted early action.

Early Decision (ED) An option to submit an application to your first-choice college before the regular deadline.

When you apply early decision, you get an admission decision earlier than usual. Early decision plans are **BINDING**. You agree to enroll in the college immediately if admitted and offered a financial aid package that meets your needs. Some colleges have an early decision option called ED II, which has a later application deadline than their regular ED plan.

Priority Date or Deadline

The date by which your application — whether it's for college admission, student housing or financial aid — must be received to be given the strongest consideration.

Rolling Admission*

An admission policy of considering each application as soon as all required information (such as high school records and test scores) has been received, rather than setting an application deadline and reviewing applications in a batch. Colleges that use a rolling admission policy usually notify applicants of admission decisions quickly.

*All community colleges have rolling admissions



4 year Public In-State Application Deadlines

Adams State University

Rolling admissions

Colorado Mesa University

Rolling admissions, Priority May 1

Colorado School of Mines

Rolling admissions, Priority Nov. 15

Colorado State University, Fort Collins

EA Dec. 1, Regular Decision Feb. 1

Colorado State University, Pueblo

Aug. 1, Recommended Dec. 15

Fort Lewis College

Rolling admissions

Metropolitan State University of Denver

July 1

University of Colorado, Boulder

EA Dec. 1, Regular Decision Jan. 15

University of Colorado, Colorado Springs

Rolling admissions, Recommended Nov. 26

University of Colorado, Denver

July 1

University of Northern Colorado

March 1

Western Colorado University

Rolling admissions, Priority June 1



4 Year Private In-State Application Deadlines

Colorado Christian University

Rolling admissions, Priority March 1

Regis University

Rolling admissions, Priority April 15

Colorado College

EA Nov. 10, ED Nov. 10, Regular Decision Jan. 15

University of Denver

EA Nov. 1, ED(1) Nov. 1, Regular Decision Jan. 15, ED (2) Jan. 15



Paying for College


- Financial Aid Night Presentation to follow!
- Create an account and FSA ID with [FAFSA](#) (Free Application for Federal Student Aid)
 - Preview questions with the [“FAFSA on the Web worksheet”](#)
 - *Do not lose your FSA ID!*
 - Complete the FAFSA in December
- For one-on-one help, attend a FAFSA Workshop with your parent(s)/guardian(s) in the Fall (Information coming soon)
- Apply for [COF](#) (College Opportunity Fund)
 - Provides a stipend for new and continuing in-state students going to college in Colorado.
- Scholarships
 - Use Naviance to find and apply for Scholarships! Click [here](#) for instructions.
 - Reach out to the college where you applied to see what scholarships are available




Stay Updated!

Stay up to date and make sure you are logging in to [my.cherrycreek](https://my.cherrycreek.edu) and often checking your...

- Creek Mail



- **Schoology Group**
(Access Code R8VJ-9G3M-CGMFF)



Follow [OHS PostGrad](https://twitter.com/OHS_PostGrad) on Twitter

