

1

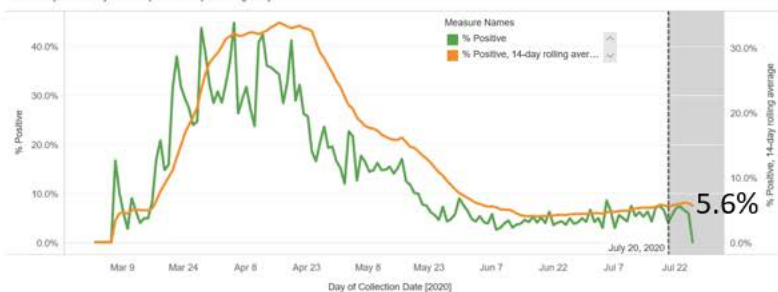
7/29/2020 – Arapahoe County

2

Percent Positive Tests: Daily and 14-Day Rolling Average

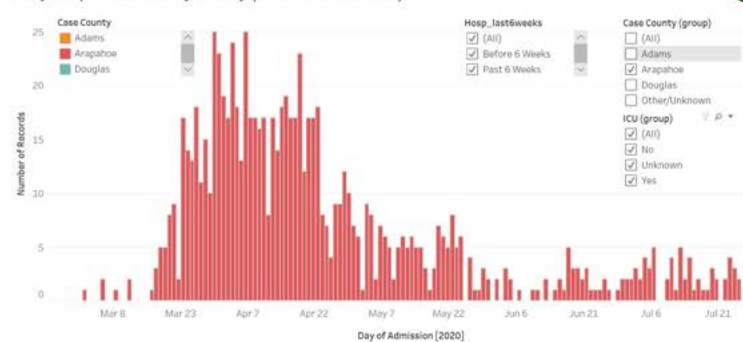
In Arapahoe County

*Last 7 Days: Data may be incomplete due to processing delays

0-5.0 ●5.1-9.9 ●10.0 + ●

4

Daily Hospitalizations by County (Date of Admittance)

Stable ●Sustained Increase ●Uncontrolled ●

0

14-Day Incidence Rates (per 100,000), Past 14 Days, Excluding Cases Residing in Congregate Facilities

Adams, Arapahoe and Douglas Counties

*Congregate facilities include: correction facilities, long-term care and skilled nursing facilities, treatment centers and rehab facilities

Adams 14-day No outbreak

168.7

Arapahoe 14-day No outbreak

146.3

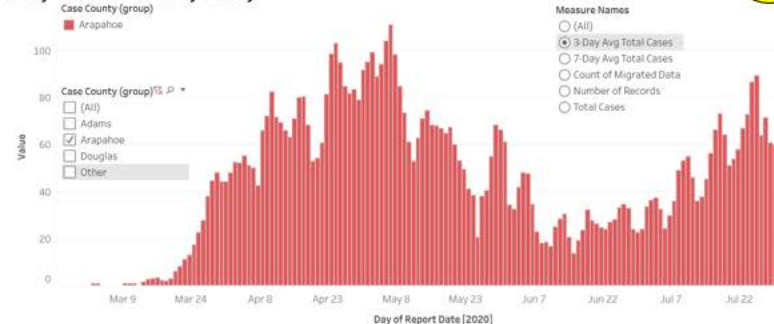
Douglas 14-day No outbreak

104.1

<50 ●50-100 ●>100 ●

Metrics may be updated based on new guidance

Daily COVID-19 Cases by County

Stable ●Sustained Increase ●Uncontrolled ●

1