

1

No update provided on 8/2/20 for positivity rate

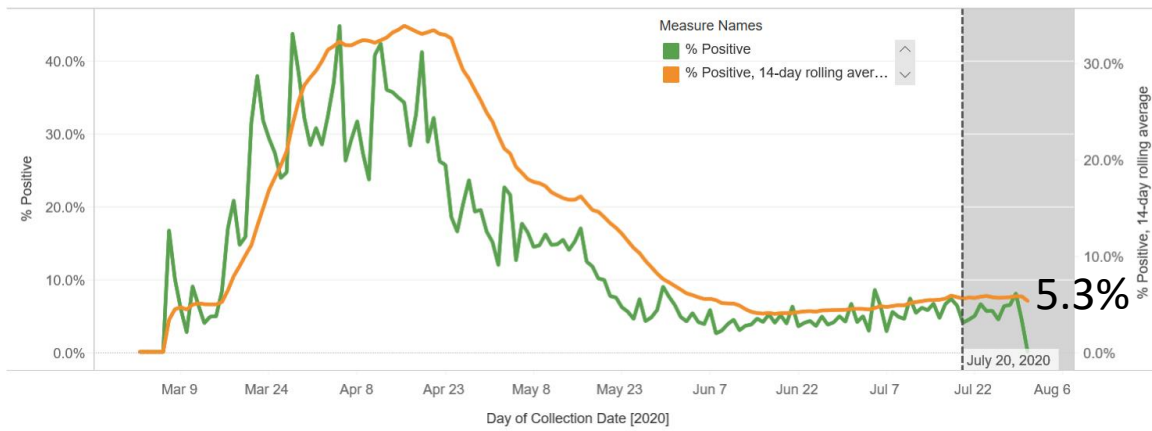
8/2/2020 – Arapahoe County

2

Percent Positive Tests: Daily and 14-Day Rolling Average

In Arapahoe County

*Last 7 Days: Data may be incomplete due to processing delays



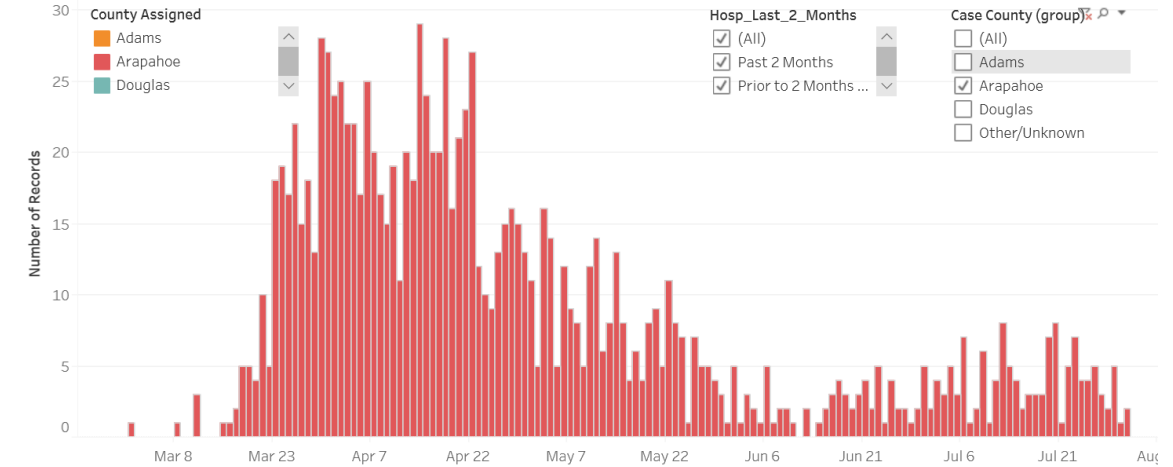
0-5.0 ●

5.1-9.9 ●

10.0 + ●

4

Daily Hospitalizations by County (Date of Admittance)



Stable ●

Sustained Increase ●

Uncontrolled ●

0

Change in scale on 8/2/20 from 100 to 250

1

14-Day Incidence Rates (per 100,000), Past 14 Days, Excluding Cases Residing in Congregate Facilities

Adams, Arapahoe and Douglas Counties

*Congregate facilities include: correction facilities, long-term care and skilled nursing facilities, treatment centers and rehab facilities

Adams 14-day No outbreak	Arapahoe 14-day No outbreak	Douglas 14-day No outbreak
186.3	146.0	91.00

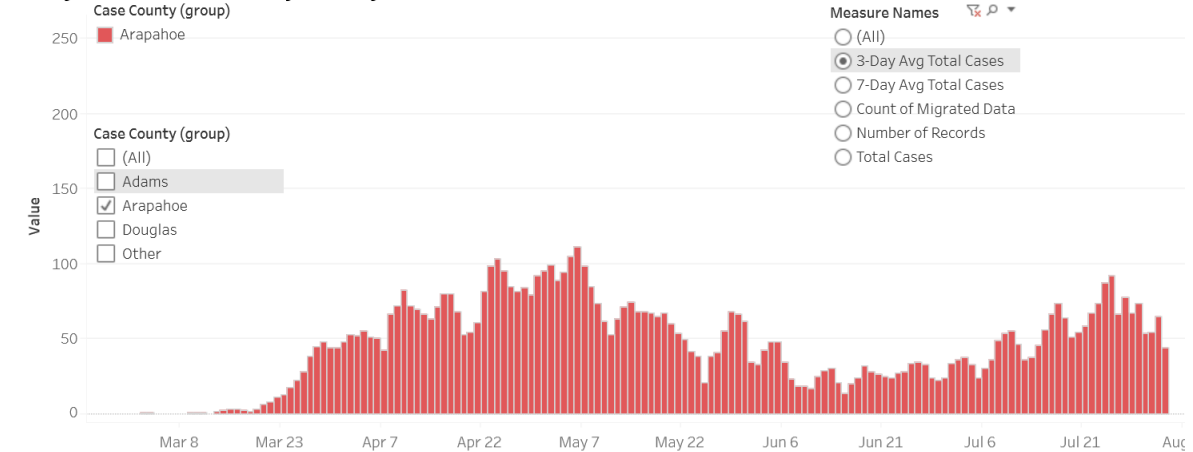
<50 ●

50-100 ●

>100 ●

****Metrics may be updated based on new guidance****

Daily COVID-19 Cases by County



Stable ●

Sustained Increase ●

Uncontrolled ●