

1

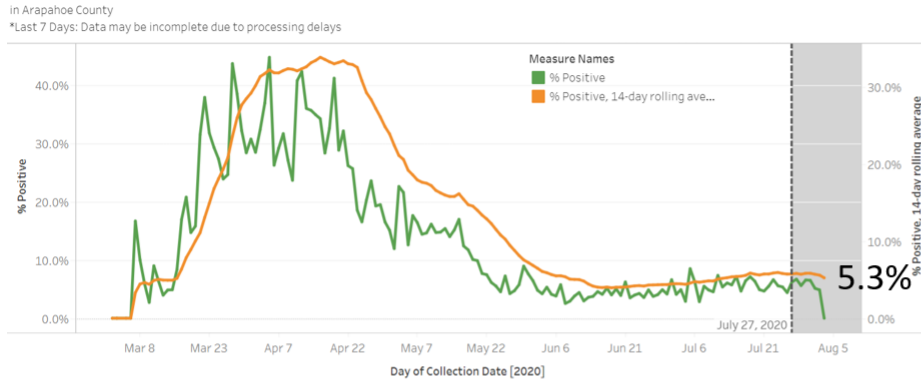
Data not updated since 8/3/2020

8/4/2020 – Arapahoe County

Not all cases are hospitalized because of COVID

2

Percent Positive Tests: Daily and 14-Day Rolling Average

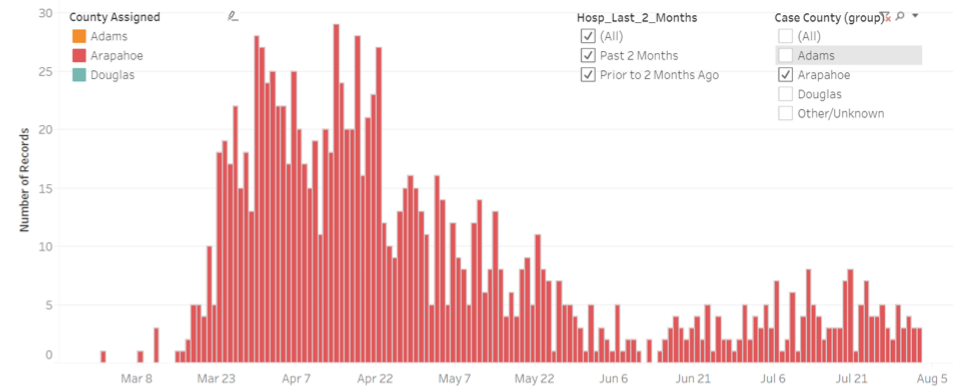


0-5.0 ●

5.1-9.9 ●

10.0 + ●

Daily Hospitalizations by County (Date of Admittance)



Stable ●

Sustained Increase ●

Uncontrolled ●

4

0

14-Day Incidence Rates (per 100,000), Past 14 Days, Excluding Cases Residing in Congregate Facilities

Adams, Arapahoe and Douglas Counties
*Congregate facilities include: correction facilities, long-term care and skilled nursing facilities, treatment centers and rehab facilities

Adams 14-day No outbreak	Arapahoe 14-day No outbreak	Douglas 14-day No outbreak
189.5	141.6	83.42

<50 ●

50-100 ●

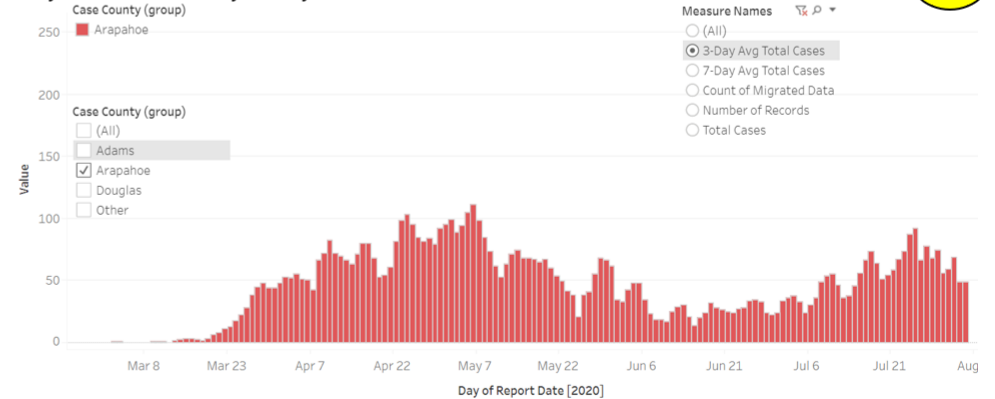
>100 ●

****Metrics may be updated based on new guidance****

9-day trend of declining COVID positive tests

1

Daily COVID-19 Cases by County



Stable ●

Sustained Increase ●

Uncontrolled ●