
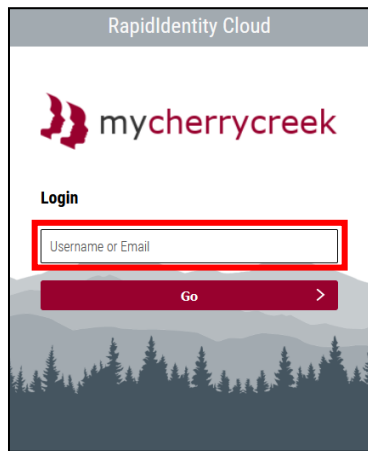


家长表格



以下说明，适用于需要通过 myCherryCreek 家长门户网站，为即将到来学年的学生填写《家长表格》的家长。如果您是第一次在樱桃溪学区注册您的学生，请访问[学生入学注册](#)网站。

登录到您的 myCherryCreek 家长门户网站账户

1. 打开互联网浏览器(Chrome、Firefox 等)。
2. 在地址栏中输入 my.cherrycreekschools.org。
3. 输入用于登录 PowerSchool 家长账户的用户名或电邮，以及密码，然后单击“Go”。



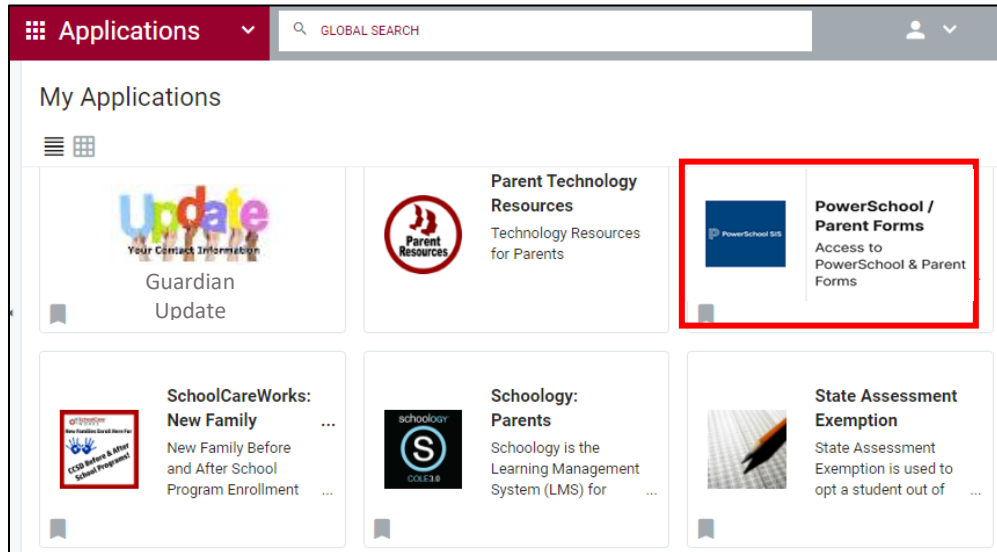
4. 如果您忘记了密码，请在登录屏幕上输入您的电子邮件，然后在密码屏幕上单击“忘记密码”。



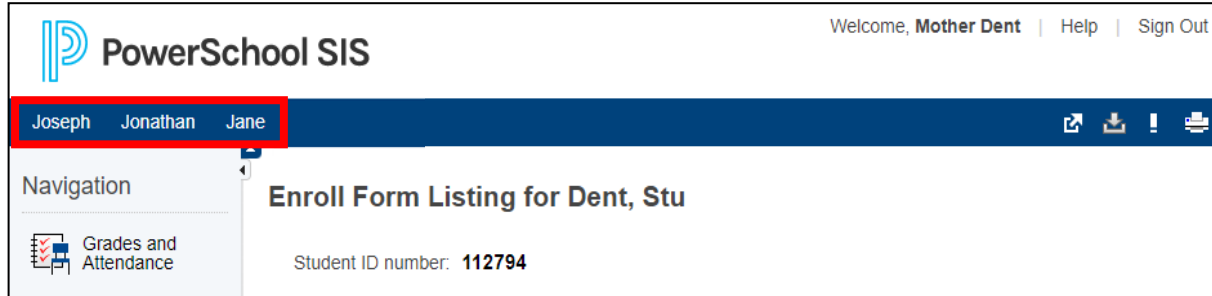
5. [家长门户网站密码重置说明](#)和其他家长支持文件可在 [CCSD 信息系统和技术](#)网站上找到。

访问家长表格

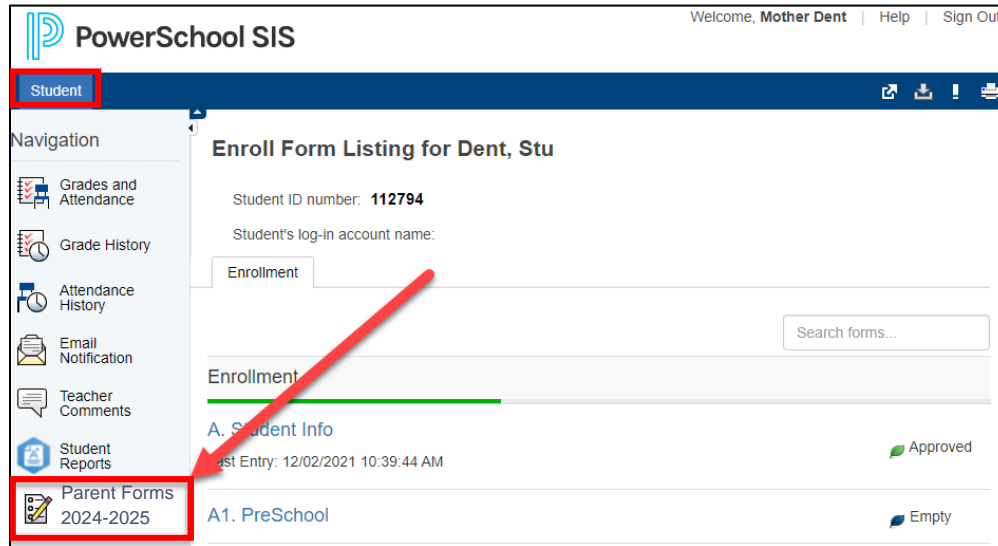
1. 成功登录到 myCherryCreek 家长门户点站后，选择“PowerSchool / Parent Forms”标贴。



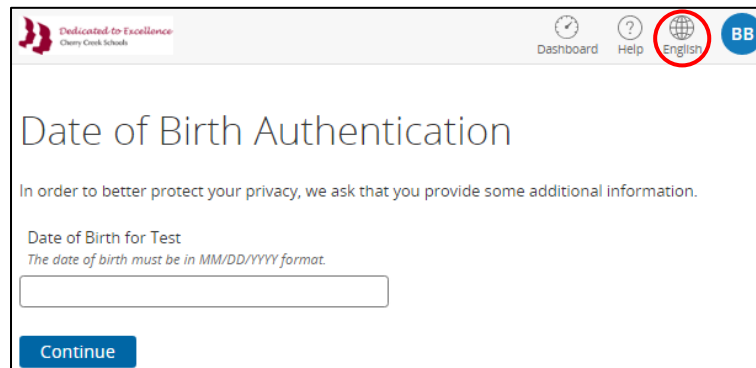
2. 在家长的 PowerSchool SIS 主屏幕上的蓝色丝带中，您将看到与您的家长/监护人账户相关联的学生。



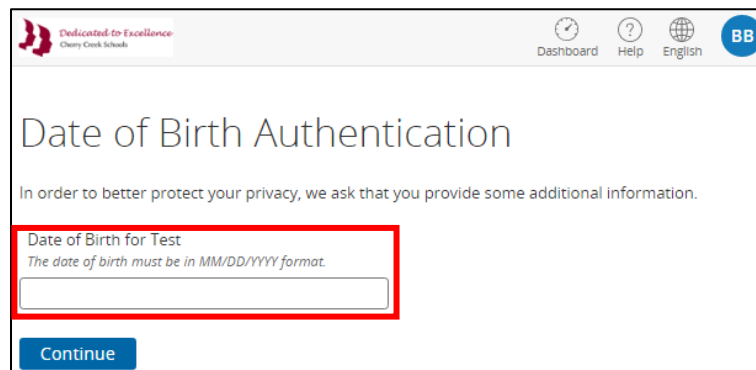
3. 要开始填写家长表格，请在蓝丝带中选择一名学生，然后从左侧导航面板中单击“**Parent Forms 2024-2025**”。



4. 单击屏幕右上角的地球以选择英语以外的语言。目前该表格也有中文，韩语，越南语，俄语和西班牙语的版本。

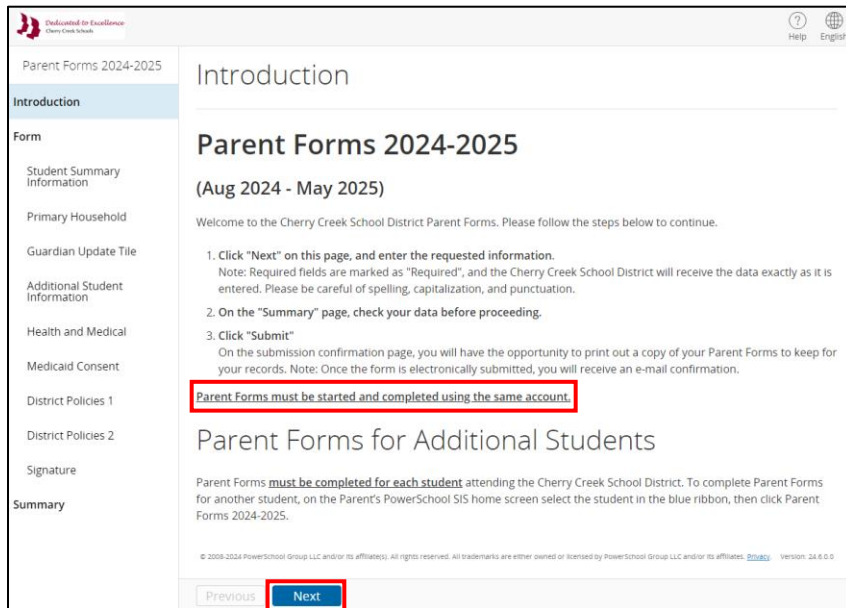


5. 输入学生的出生日期，然后单击“**Continue(继续)**”。



填写家长表格

1. 家长表格必须使用相同的电子邮件帐户启动和完成。输入的信息将自动保存到《家长表格》页面，如果您尚未提交家长表格，您可以返回并从中断的地方继续。请阅读“**Introduction(简介)**”页面，然后单击“**Next(下一步)**”继续下一页并开始输入信息。



Parent Forms 2024-2025 Introduction

Parent Forms 2024-2025 (Aug 2024 - May 2025)

Welcome to the Cherry Creek School District Parent Forms. Please follow the steps below to continue.

1. Click "Next" on this page, and enter the requested information.
Note: Required fields are marked as "Required", and the Cherry Creek School District will receive the data exactly as it is entered. Please be careful of spelling, capitalization, and punctuation.
2. On the "Summary" page, check your data before proceeding.
3. Click "Submit"

On the submission confirmation page, you will have the opportunity to print out a copy of your Parent Forms to keep for your records. Note: Once the form is electronically submitted, you will receive an e-mail confirmation.

Parent Forms must be started and completed using the same account.

Parent Forms for Additional Students

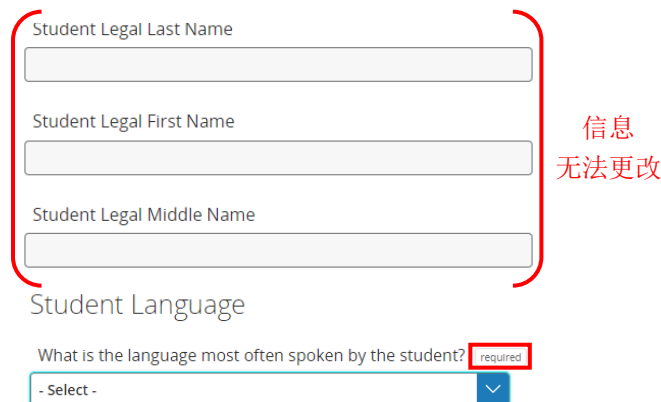
Parent Forms **must be completed for each student** attending the Cherry Creek School District. To complete Parent Forms for another student, on the Parent's PowerSchool SIS home screen select the student in the blue ribbon, then click Parent Forms 2024-2025.

© 2008-2024 PowerSchool Group LLC and/or its affiliates. All rights reserved. All trademarks are either owned or licensed by PowerSchool Group LLC and/or its affiliates. [Privacy](#) Version: 24.6.0.0

Previous **Next**

2. 输入所有必填字段的信息。某些字段可能预先填充了现有的信息。您将无法更改灰色框中的信息。

Student Summary Information



Student Legal Last Name

Student Legal First Name

Student Legal Middle Name

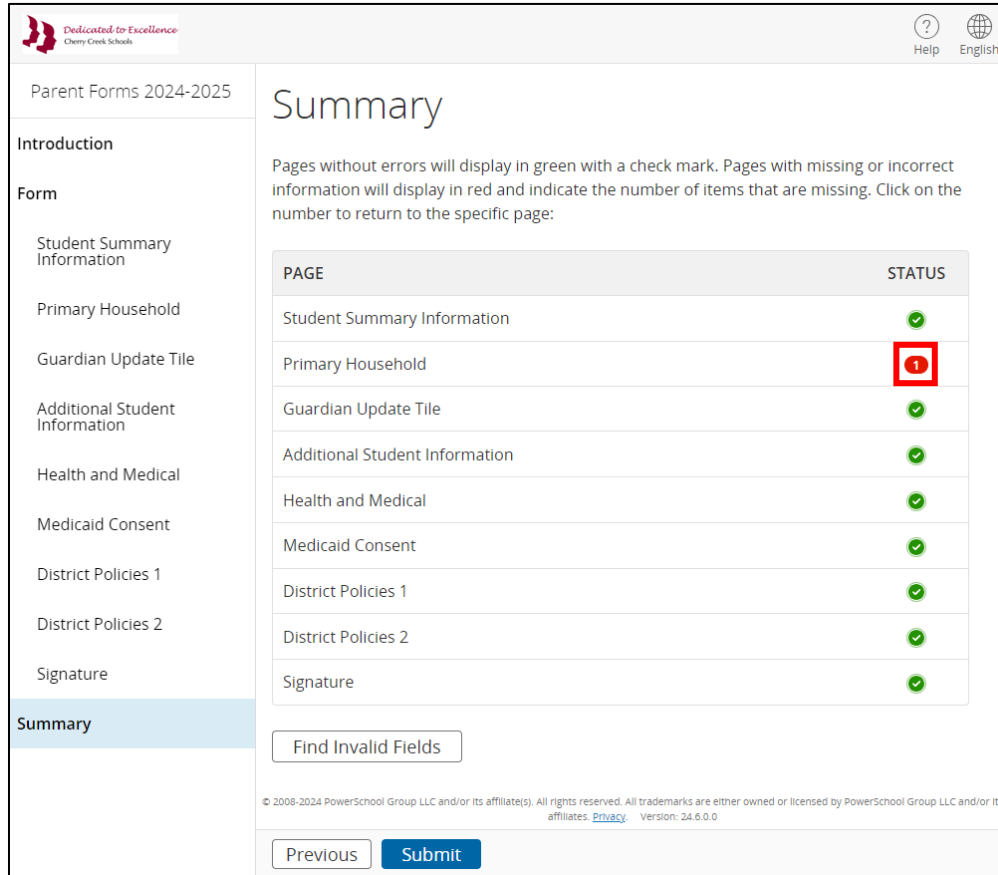
Student Language

What is the language most often spoken by the student? **required**

- Select -

信息
无法更改

- 输入所有必填字段的信息后，在“**Summary (摘要)**”页上验证您是否具有所有绿色复选标记。缺失或不正确的信息将出现一个红色气泡，其中包含不正确字段的数量。单击**红色气泡**以输入缺失或不正确的信息。



Parent Forms 2024-2025

Summary

Pages without errors will display in green with a check mark. Pages with missing or incorrect information will display in red and indicate the number of items that are missing. Click on the number to return to the specific page:

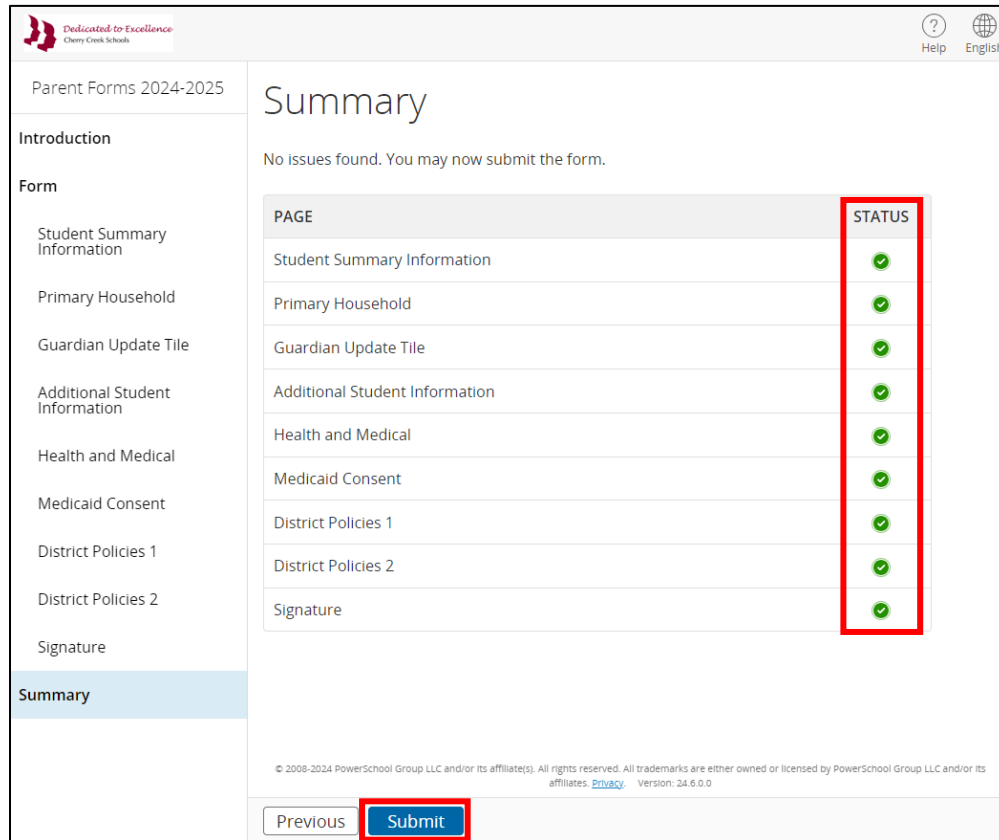
PAGE	STATUS
Student Summary Information	✓
Primary Household	1
Guardian Update Tile	✓
Additional Student Information	✓
Health and Medical	✓
Medicaid Consent	✓
District Policies 1	✓
District Policies 2	✓
Signature	✓

Find Invalid Fields

© 2008-2024 Powerschool Group LLC and/or its affiliate(s). All rights reserved. All trademarks are either owned or licensed by Powerschool Group LLC and/or its affiliates. [Privacy](#) Version: 24.6.0.0

Previous Submit

4. 完成所有更正后，单击左侧导航面板中的“**Summary(摘要)**”。在摘要页面上，验证您是否有所有的绿色复选标记，然后单击“**Submit (提交)**”。



Parent Forms 2024-2025

Summary

No issues found. You may now submit the form.

PAGE	STATUS
Student Summary Information	✓
Primary Household	✓
Guardian Update Tile	✓
Additional Student Information	✓
Health and Medical	✓
Medicaid Consent	✓
District Policies 1	✓
District Policies 2	✓
Signature	✓

© 2008-2024 PowerSchool Group LLC and/or its affiliate(s). All rights reserved. All trademarks are either owned or licensed by PowerSchool Group LLC and/or its affiliates. [Privacy](#). Version: 24.6.0.0

Previous **Submit**

5. 如果您在使用家长表格时遇到问题，请联系您学生的学校。夏季实行的开放时间，工作人员将于周一至周五上午 9:00 至下午 3:00 提供服务。如果没有人接听或下班时间无人接听您的电话，请留言。
6. 在 2024-25 学年，我们推出了返校中心，一站式在线资源，让家长 and 监护人更容易获得开学所需的信息和表格。该网站于 7 月 8 日开始提供，并提供有关入学要求、交通需求、学校膳食、技术等等的有用指南。

更新家长表格输入的信息

一旦您为学生提交了《家长表格》，您将无法进行任何更新。要更新您的《家长表格》信息，请登录您的 myCherryCreek 家长门户网站，然后单击“Guardian Update (监护人信息更新)”的标贴。

